

DOOR TRIM & AUXILIARY HARDWARE

PUSH & PULL PLATES:

DT100071 / P35353 Bright Brass
DT100072 / P353532D Satin Stainless Steel
DT100073 / P353528 Aluminum
Push plate square corner-beveled .050 gauge. 3.5" x 15"



DT100068 / PP35153 Bright Brass
DT100067 / PP351532D Satin Stainless Steel
DT100484 / PP351528 Aluminum
Pull plate square corner-beveled .050 gauge. 3.5" x 15", 5.5" CTC Pull



DOOR HOLDERS:

DT100008 / 418SDK26D Satin Chrome
DT100483 / 418SDK3 Bright Brass
DT100481 / 418SDK10B Oil Rubbed Bronze
DT100482 / 418SDK10 Satin Bronze
Cast 4-1/8" kickdown door holder



DT100075 / 1468— Black
Replacement rubber tip for use with kick down door holder



DOOR TRIM & AUXILIARY HARDWARE

FLOOR STOPS:

DT100033 / 175SDL26D Satin Chrome

DT100041 / 175SDL3 Bright Brass

DT100479 / 175SDL10B Oil Rubbed Bronze

DT100040 / 175SDL10 Satin Bronze

Cast low style floor stop 1-3/4" diameter with 1/8" thick base



DT100032 / 175SDH26D Satin Chrome

DT100486 / 175SDH3 Bright Brass

DT100488 / 175SDH10B Oil Rubbed Bronze

DT100487 / 175SDH10 Satin Bronze

Cast high style floor stop. 1-3/4" diameter
with 3/8" thick base



DT100076 / SDRISER26D Satin Chrome

DT100025 / SDRISER3 Bright Brass

Dome stop riser. 0.5" high.



DT100038 / 218SF26D Satin Chrome

Cast floor stop



DT100039 / 219HSF26D Satin Chrome

Cast floor stop and holder



DOOR TRIM & AUXILIARY HARDWARE

WALL STOPS & BUMPERS:

DT100085 / 021BX32D Satin Stainless
DT100466 / 021BX3 Bright Brass
DT100467 / 021BX10B Oil Rubbed Bronze
DT100468 / 021BX10 Satin Bronze
Wrought 2-1/2" diameter convex wall
stop with concealed mounting



DT100084 / 022BV26D Satin Stainless
DT100087 / 022BV3 Bright Brass
DT100465 / 022BV10B Oil Rubbed Bronze
DT100086 / 022BV10 Satin Bronze
Wrought 2-1/2" diameter concave wall stop with concealed mounting



DT100088 / 35SB26D Satin Chrome
Cast wall stop



DT100089 / 35SBH26D Satin Chrome
Cast wall stop and holder



DOOR TRIM & AUXILIARY HARDWARE

FLOOR STOPS:



DT100158 / US15 Satin Nickel

DT100167 / US3 Bright Brass

DT100166 / US10B Oil Rubbed Bronze

Spring door stop.

STRIKES:

DT100021 / 2SDS83 Bright Brass
DT100024 / 2SDS8SL Silver Coated
8" x 1-3/8" deadbolt super security strike



DT100022 / 2SDS3 Bright Brass
DT100023 / 2SDSSL Silver Coated
4-7/8" x 1-1/4" deadbolt super security strike



DT100121 / EL10232D Satin Stainless Steel
DT100036 / EL102SL Bright Brass
Extended lip strike 2-1/4" x 2"



Door Worx 2009

CORPORATE HEADQUARTERS: 18 Richard Drive, Lititz, PA 17543 . PHONE 1-717-735-6770 . FAX 1-717-626-5652

OTHER REGIONAL OFFICES: INDIANA

www.doorworx.com

PAGE 4

DOOR TRIM & AUXILIARY HARDWARE

DOOR BOLTS:

DT100042 / 4261FW26D Satin Chrome
DT100471 / 4261FW3 Bright Brass
DT100469 / 4261FW10B Oil Rubbed Bronze
DT100470 / 4261FW10 Satin Bronze
 Lever extension flush bolt for use on wood
 composite/fire rated doors



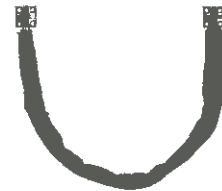
DT100043 / 4081FM26D Satin Chrome
DT100474 / 4081FM3 Bright Brass
DT100473 / 4081FM10B Oil Rubbed Bronze
DT100472 / 4081FM10 Satin Bronze
 Lever extension flush bolt for use on hollow
 metal/fire rated doors



DT100027 / 304GD26D Satin Chrome
DT100475 / 304GD3 Bright Brass
 Heavy duty door guard 4" arm length




DT100026 / DG45026D Satin Chrome
 Heavy duty door chain



DT100480 / BL17123 Bright Brass
DT100477 / BL171210B Oil Rubbed Bronze
DT100159 / BL171215 Satin Nickel
 Ball catch. Available in other finishes




DT100077 / 909LR26D Satin Chrome
DT100478 / 909LR3 Bright Brass
DT100476 / 909LR10B Oil Rubbed Bronze
 Roller latch



DOOR TRIM & AUXILIARY HARDWARE


DOOR BOLTS:

DT100017 / 4131BS Solid Brass material with Satin Chrome Finish (26D)
8" surface bolt UL listed



WRAP-AROUNDS:

DT100096 / VF81PB3 Bright Brass
DT100282 / VF81PB32D Satin Stainless Steel
Door wrap-around 4-1/4" x 4-1/2" for 1-3/4" thick door with 2-1/8" hole and 2-3/4" backset



DT100097 / VF4PB3 Bright Brass
DT100095 / VF4PB32D Satin Stainless Steel
Door wrap-around 4-1/4" x 9" for 1-3/4" thick door with 2-1/8" hole and 2-3/4" backset



Door Worx 2009

CORPORATE HEADQUARTERS: 18 Richard Drive, Lititz, PA 17543 . PHONE 1-717-735-6770 . FAX 1-717-626-5652

OTHER REGIONAL OFFICES: INDIANA

www.doorworx.com

PAGE 6

DOOR TRIM & AUXILIARY HARDWARE

KICKPLATES:



DT100053 / KP63028 Aluminum	6" x 30" door protection kick plate .050 gauge
DT100054 / KP6303 Bright Brass	6" x 30" door protection kick plate .050 gauge
DT100055 / KP63032D Satin Stainless Steel	6" x 30" door protection kick plate .050 gauge
...	
DT100056 / KP63428 Aluminum	6" x 34" door protection kick plate .050 gauge
DT100057 / KP6343 Bright Brass	6" x 34" door protection kick plate .050 gauge
DT100058 / KP63432D Satin Stainless Steel	6" x 34" door protection kick plate .050 gauge
...	
DT100059 / KP83032D Satin Stainless Steel	8" x 30" door protection kick plate .050 gauge
...	
DT100060 / KP83428 Aluminum	8" x 34" door protection kick plate .050 gauge
DT100052 / KP8343 Bright Brass	8" x 34" door protection kick plate .050 gauge
DT100051 / KP83432D Satin Stainless Steel	8" x 34" door protection kick plate .050 gauge
...	
DT100018 / KP8243 Bright Brass	8" x 24" door protection kick plate .050 gauge
...	
DT100146 / KP84632D Satin Stainless Steel	8" x 46" door protection kick plate .050 gauge

MISCELLANEOUS:

DT100004 / BF161USP Prime
 Hole filler plate to cover 2-1/8" diameter (161) hole

DT100156 / US15 Satin Nickel
 Hinge pin stop.



DOOR TRIM & AUXILIARY HARDWARE

LATCH PROTECTORS:

DT100063 / ILP206SL Silver Coated

Inner locking 6" latch protection plate for inswinging doors



DT100062 / LP207SL Silver Coated

2-3/4" x 7" latch protection plate for use with cylindrical locks on outswinging doors



DT100061 / LP211SL Silver Coated

3" x 11" latch protection plate for use with cylindrical locks on outswinging doors



DOOR WORX