

SPARTAN DOOR



MADE IN USA

DOORS

DOOR WORX offers a complete line of standard hollow metal doors to fit your needs. **SPARTAN DOORS** are available in 20 and 18 gauge steel. All doors come with a polystyrene core as standard, making every door smoother, flatter, and stronger. **SPARTAN DOORS** are available in a complete range of fire ratings (up to 3 hours) and are certified by Underwriters Laboratories. All door panels are manufactured from high quality galvanized steel and are thoroughly cleaned inside and out to insure excellent corrosion resistance and paint adhesion. **SPARTAN DOORS** come standard with a prime coat, ready to be finished. Factory applied finish coat paint is available in many colors. Contact customer service for pricing and quantities required, for factory finish paint.

- Insulated with polystyrene core
- Non-handed
- Galvanized (standard)
- Fire rated up to 3 hours
- 7 gauge hinge reinforcements
- Reinforced 161 lock prep
- Closer reinforcement (standard)
- Meets ANSI standards
- Universal 4 1/2" hinge prep
- Inverted top and bottom channel
- Installed steel cap standard

Door Worx 2010

CORPORATE HEADQUARTERS: 18 Richard Drive, Litz, PA 17543 . **PHONE** 1-717-735-6770 . **FAX** 1-717-626-5652

OTHER REGIONAL OFFICES: INDIANA

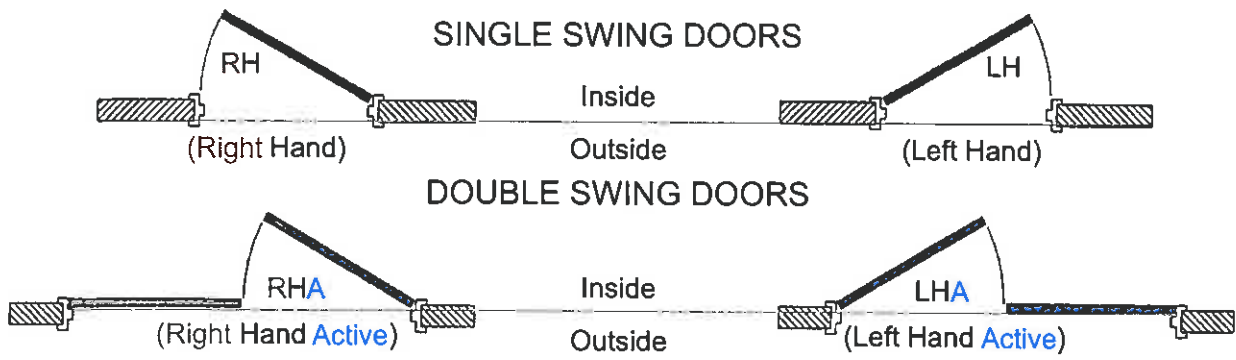
www.doorworx.com

PAGE 1

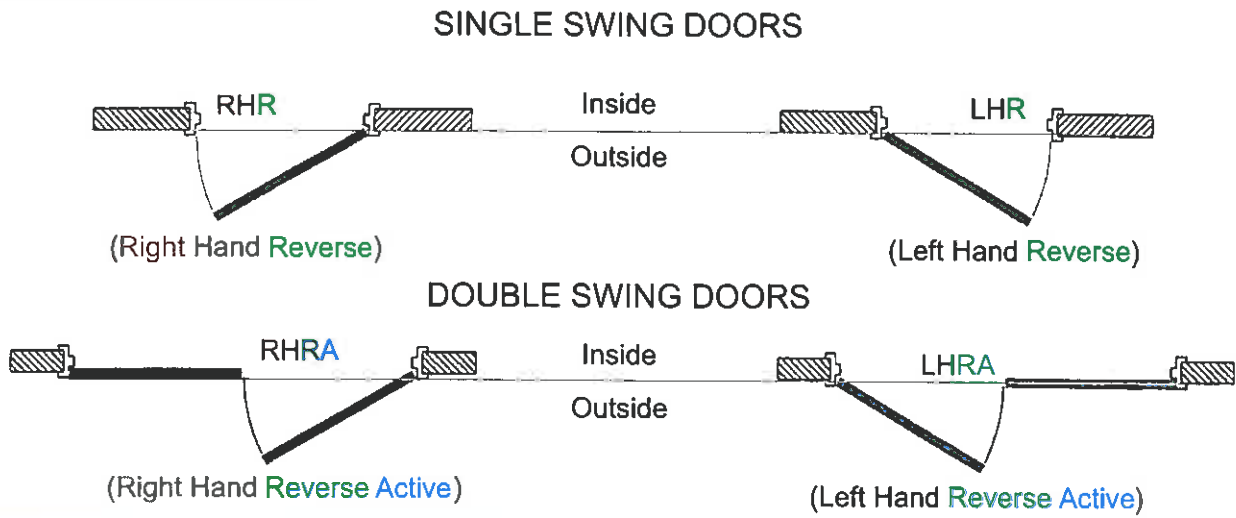
DOOR HANDING CHART

Handing of doors and frames present a problem for many, even within the door industry. The below chart is designed to make your choice easy, reducing the chances of error.

IN-SWING DOORS



OUT-SWING DOORS



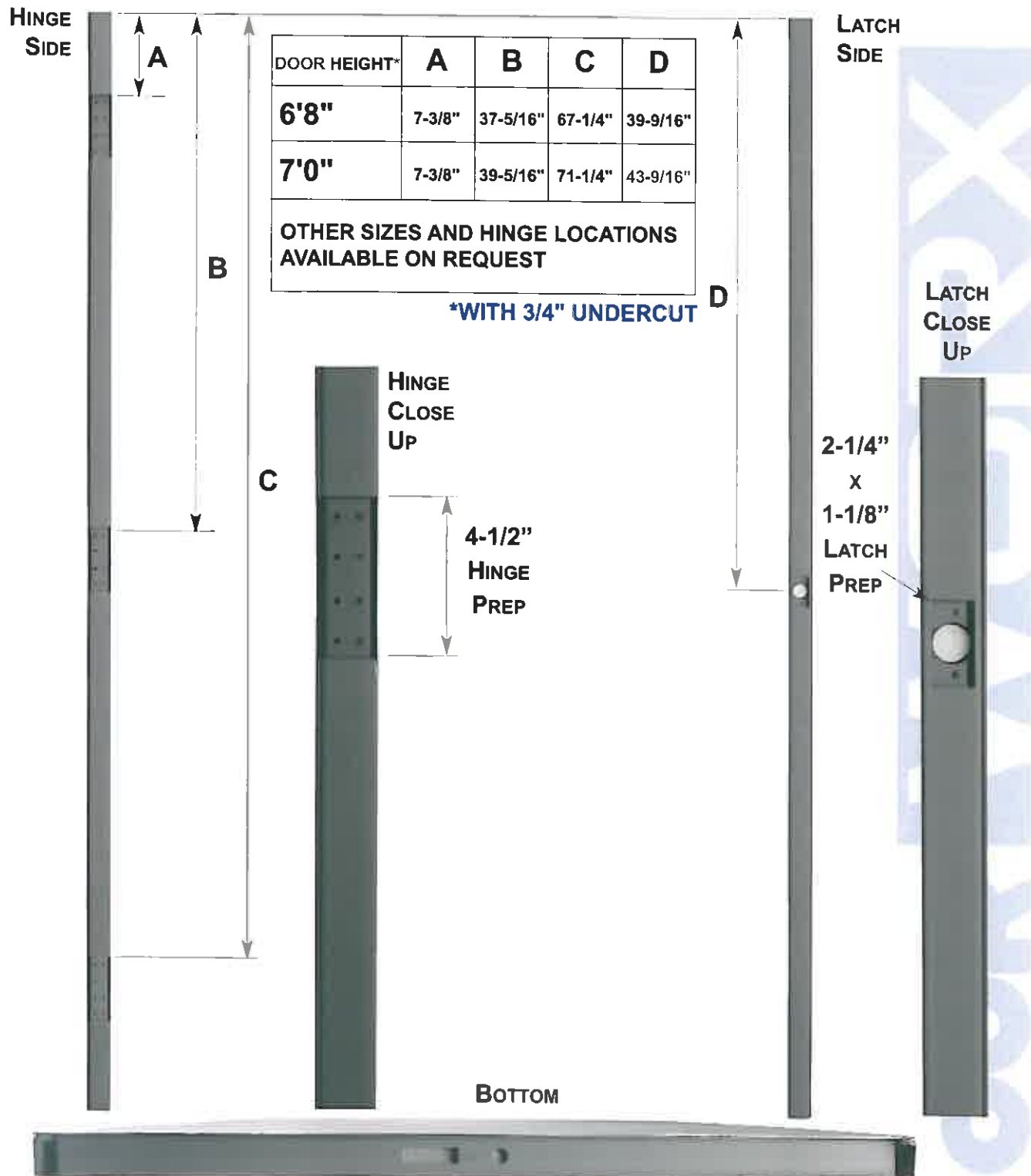
Non-Handed



**Polystyrene
Flush**



TOP



Door Worx 2010

CORPORATE HEADQUARTERS: 18 Richard Drive, Lititz, PA 17543 . PHONE 1-717-735-6770 . FAX 1-717-626-5652

OTHER REGIONAL OFFICES: INDIANA

www.doorworx.com

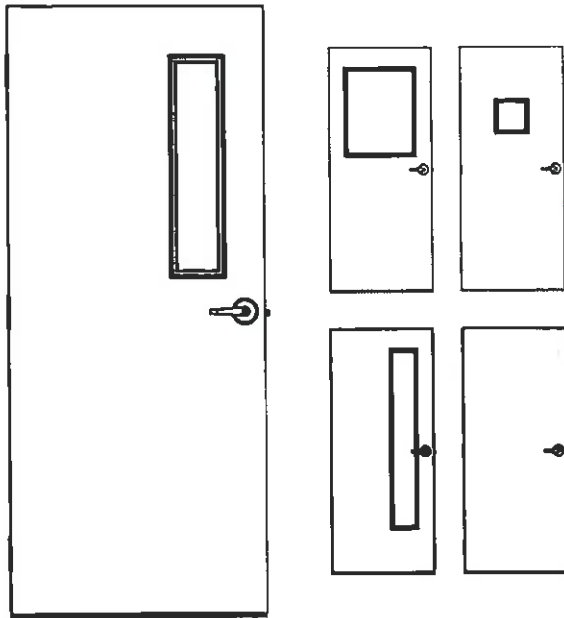
PAGE 3

SPARTAN DOORS & FRAMES COLOR OPTIONS



NOTE:

ACTUAL COLORS MAY VARY FROM THOSE SHOWN DUE TO LIMITATIONS OF THE PRINTING PRODUCTION PROCESS.



FEATURES AND BENEFITS:

Spartan Series Doors offer the following standard unique features, which enhance long term performance and durability.

1. Polystyrene core system enhances the structural integrity of the door, while significantly reducing the weight.
2. Full height, epoxy filled mechanical interlock edges provide structural support and stability along the full height of the door edges.
3. Patented universal hinge preparations allow for easy field conversion from standard weight (.134) hinges to heavy weight (.180) hinges.
4. 18 gage top and bottom channels provide stability and protection for the top and bottom edges from abuse.
5. Square hinge and lock edges allow for non-handed options and eliminate handing issues in the field.
6. All steel glass trim provides a clean, neat, and flush finish with the door surface.
7. Factory applied baked on rust inhibiting primer in accordance with ANSI A250.10.

ABOUT THE PRODUCT:

The Spartan Series Doors are designed to meet the architectural requirements for hollow metal doors. This premium door construction combines the strength and dimensional stability of steel with the structural integrity of the a polystyrene core. The continuous bonding of core to metal provides an attractive flat door, free of face welding marks. Windstorm Tests have proven that the Spartan door has integral high resistance to impact damage, low thermal conductivity, and high STC ratings. To meet application, specification and performance requirements, the Spartan doors offer a wide range of specifiable options including sizes, glass lite designs, hardware (mechanical, pneumatic, electrical) preparations and edge constructions.

SPECIFICATION COMPLIANCE:

1. Door construction for the Spartan Series Hollow Metal Doors meets the requirements of ANSI A250.8-1998 (commonly referred to as SDI-100).
2. Hardware preparations and reinforcements are in accordance with ANSI A250.6-1997. Locations are in accordance with ANSI/DHI A115.

FIRE RATINGS:

The Spartan Series doors meet the broadest fire rating requirements. They are listed for installations requiring compliance to both negative pressure testing (ASTM E152 and UL-10B) and positive pressure standards (UBC 7-2 and UL-10C)

Steel Thickness	Opening	Usage Frequency ¹	Frame Applications
16-Gage Galvanealed ²	Interior & Exterior	Extra-Heavy Duty	16 & 14-Gage Steel Frames
18-Gage Galvanealed ²	Interior & Exterior	Heavy Duty	16-Gage Steel Frames
20-Gage Galvanealed ²	Interior & Exterior	Standard Duty	16-Gage Steel Frames

¹Usage frequency is based on ANSI A250.8-1998

²Reinforcements for galvanealed doors are also galvanealed

MATERIAL:

All doors are supplied with a factory applied baked on coat of paint, depending on environmental conditions this factory applied paint may serve as a finished paint or may be finish painted in the field.

PROPRIETARY AND CONFIDENTIAL

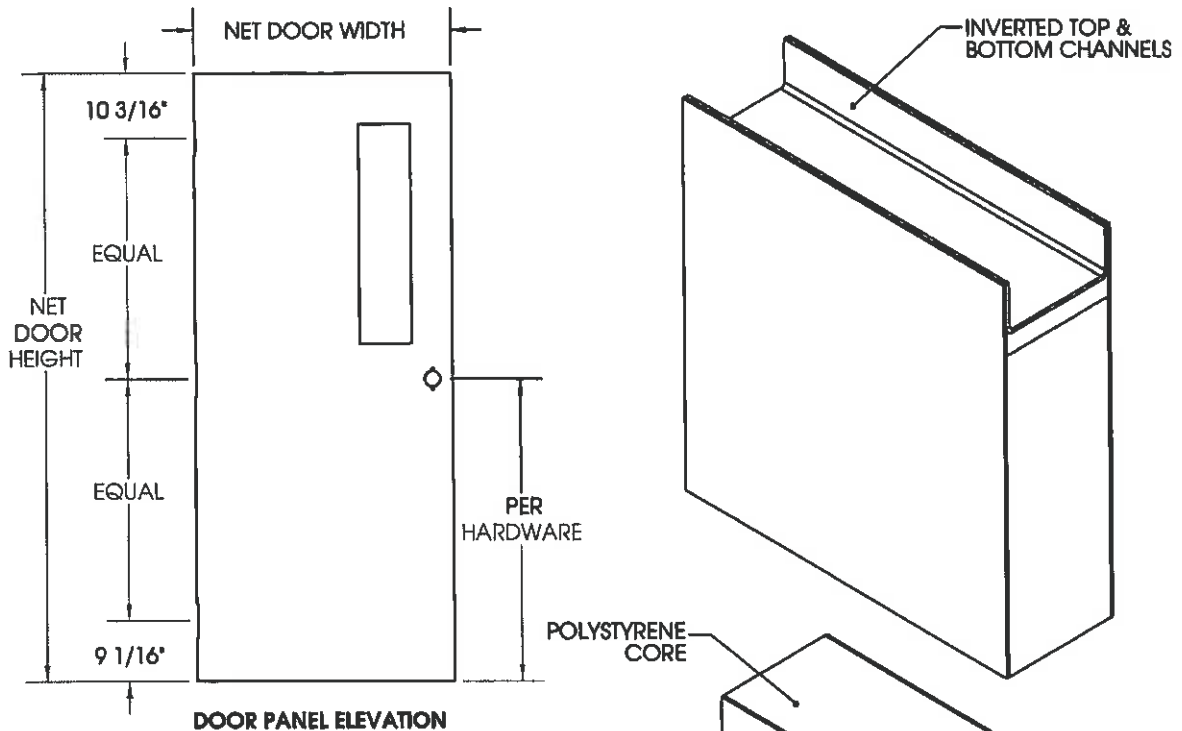
THIS INFORMATION IS THE SOLE PROPERTY OF TELL DOORS & WINDOWS, LLC. ANY REPRODUCTION IN PART OR AS A WHOLE WITHOUT THE WRITTEN PERMISSION OF TELL DOORS & WINDOWS, LLC. IS PROHIBITED.

Door Worx 2010

CORPORATE HEADQUARTERS: 18 Richard Drive, Litz, PA 17543 . PHONE 1-717-735-6770 . FAX 1-717-626-5652

OTHER REGIONAL OFFICES: INDIANA

www.doorworx.com



CONSTRUCTION NOTES:

1. Doors are 1 3/4" (45mm) thick.
2. Door opening size maximum:
Single door opening size 4'0" x 8'0" (1219mm x 3048mm)
Double door opening size 8'0" x 8'0" (2438mm x 3048mm)
3. Standard operating clearances (installed in frame):
Head = 1/8" (3mm) to bottom of head or transom panel
Hinge and lock side = 3/32" (2mm) to rabbet on Jamb
4. Standard core system:
1.0 lb/ft³ Polystyrene core is laminated to both face sheets with contact adhesive.
5. Hardware preparations: to meet specifications, doors can be prepared for all commercial mortised hardware, and can be factory reinforced for surface applied hardware applications.
 - Lock preps - details and dimensions shown are for cylindrical (ANSI 115.2) type locks or for mortise (ANSI A115.1) locks.

PROPRIETARY AND CONFIDENTIAL

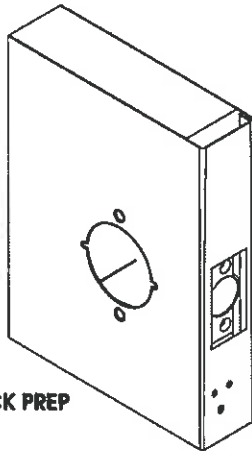
THIS INFORMATION IS THE SOLE PROPERTY OF TELL DOORS & WINDOWS, LLC. ANY REPRODUCTION IN PART OR AS A WHOLE WITHOUT THE WRITTEN PERMISSION OF TELL DOORS & WINDOWS, LLC. IS PROHIBITED.

Door Worx 2010

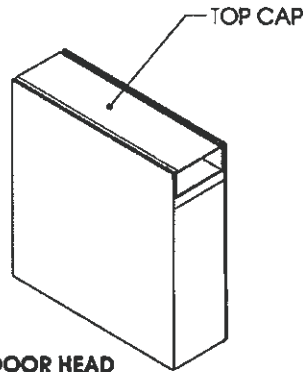
CORPORATE HEADQUARTERS: 18 Richard Drive, Litz, PA 17543 . PHONE 1-717-735-6770 . FAX 1-717-626-5652

OTHER REGIONAL OFFICES: INDIANA

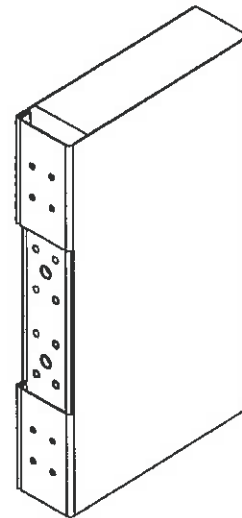
www.doorworx.com



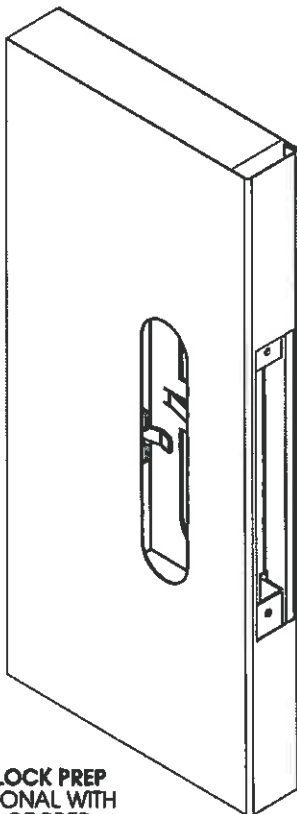
161L LOCK PREP



DOOR HEAD



HINGE PREP



86 LOCK PREP
OPTIONAL WITH
FACE PREP

GENERAL NOTES:

1. Edge construction:
 - Vertical edges (both hinge and lock) are square with a visible seam.
 - Top and bottom edges are closed with inverted 18-gage welded channels. Exterior applications require the addition of snap-in top caps to protect against the weather.
2. Optional cores available in the Spartan Series door construction:
 - Polystyrene for exterior applications in extreme weather conditions.
 - Polyurethane for exterior applications in arctic weather conditions. Not Fire Rated.
3. Standard hardware preparations: standard mortised and reinforced for:
 - Universal hinge preps - 4 1/2" (114mm) patented preparation which allows easy and quick field conversion from standard to heavy weight hinges.
 - Locks - A multitude of standard lock preps are available. The most commonly used with a 47/8" (124mm) strike are 161, 61L and 86.

INSTALLATION:

1. Installation shall conform to the published installation instructions, SDI 105 Recommended Installation Instructions for Steel Frames, and ANSI/DHI A115-IG Installation Guide for Doors and Hardware.
2. Fire Rated Assemblies must be in accordance with NFPA Pamphlet 80. The Authority Having Jurisdiction is the final authority in issues related to the installation and use of installed Fire Rated Doors.

PROPRIETARY AND CONFIDENTIAL

THIS INFORMATION IS THE SOLE PROPERTY OF TELL DOORS & WINDOWS, LLC. ANY REPRODUCTION IN PART OR AS A WHOLE WITHOUT THE WRITTEN PERMISSION OF TELL DOORS & WINDOWS, LLC. IS PROHIBITED.

Door Worx 2010

CORPORATE HEADQUARTERS: 18 Richard Drive, Lititz, PA 17543 . PHONE 1-717-735-6770 . FAX 1-717-626-5652

OTHER REGIONAL OFFICES: INDIANA

www.doorworx.com



SPARTAN FRAMES
DRYWALL & MASONRY
SPARTAN FRAMES
DRYWALL & MASONRY



MADE IN USA

FRAMES

DOOR WORX offers **SPARTAN FRAMES** in 16 gauge galvanized steel. Frames are knock-down construction and are designed to be installed on standard and non-standard wall sizes over pre-finished or unfinished drywall. **SPARTAN STEEL FRAMES** are available for 1-3/4" thick doors. They have precision mitered corners, providing a smooth attractive design and easy installation. **SPARTAN FRAMES** come standard with a prime coat, ready to be finished. Factory applied finish coat paint is available in many colors. Contact customer service for pricing and quantities required, for factory finish paint.

DRYWALL FRAMES (DW)

STANDARD FEATURES:

All **SPARTAN DRYWALL FRAMES** come with adjustable compression anchors in each jamb. These anchors provide a tight rigid fit in the opening.

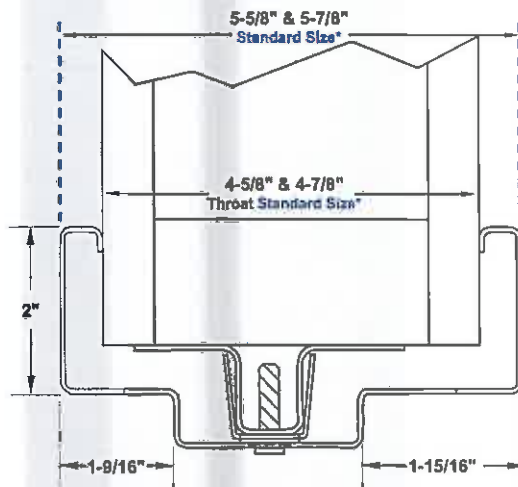
- 16 gauge for 1-3/4" doors
- Precision fitted corners
- Galvannealed (standard)
- 7 gauge hinge reinforcements
- Heavy duty strike reinforcements
- Fire rated up to 1-1/2 hours. Available on frame openings up to 8'-0" high and 3'-8" wide single door, 7'-4" double door.
- Meets ANSI standards
- Universal 4 1/2" hinge prep



COMPRESSION ANCHOR



**TYPICAL WALL CONSTRUCTION
 UNEQUAL RABBET FRAME**



*CUSTOM SIZES UPON REQUEST

Door Worx 2010

CORPORATE HEADQUARTERS: 18 Richard Drive, Lilitz, PA 17543 . PHONE 1-717-735-6770 . FAX 1-717-626-5652

OTHER REGIONAL OFFICES: INDIANA

www.doorworx.com

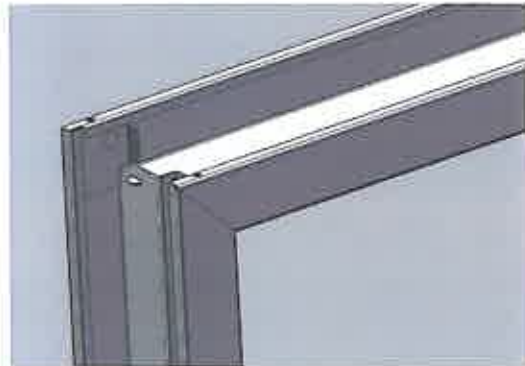


Engineering Data — Spartan Drywall Frames
 Revision: 0

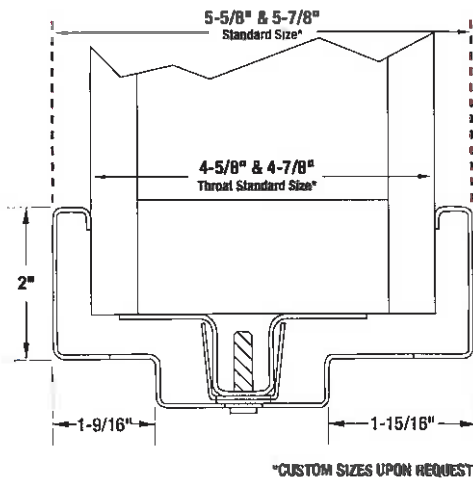
Date approved: 6/17/09
 Date revised: —

ENGINEERING DATA FOR SPARTAN DRYWALL FRAMES SPECIFICATIONS:

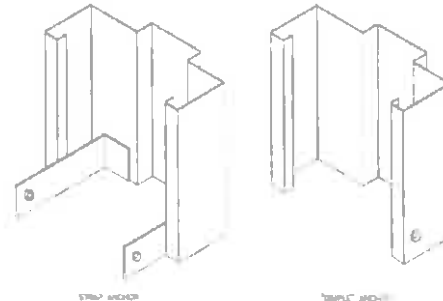
1. Will accommodate 1-3/4" doors.
2. Frames are manufactured from 16 gage steel. A1008, or Galvannealed ASTM A653.
3. Frames are knocked down and field assembled with mitered corner joint. Welded frames are available.



4. Integral compression anchors allow easy adjustment.



5. Snap-in, strap or dimple base anchors available.



6. Head jambs are reinforced with closer reinforcements when required.

7. Hinge reinforcements are 10 ga (.125min) steel.

8. Strike preparation is 4-7/8 ASA with integral box. Deadbolt strike preps available.

9. Hinge and strike locations are available in manufacturers standard locations. Custom locations are available special order.

10. Frames are prepped for three silencers per single frames.

11. Frames are e-coated with environmentally friendly water base gray. E-coat will serve as primer or top coat. Special colors available on volume orders.

12. Shim plate is attached for on-site vertical shimming.

13. Fire rating (UL) is available for most sizes.

14. Frame structure complies with ANSI A250.8-2003.

15. Hardware preparations, reinforcements and locations comply with ANSI A250.6-2003 and ANSI/BHMA A156.115.

Door Worx 2010

CORPORATE HEADQUARTERS: 18 Richard Drive, Liltz, PA 17543 . **PHONE** 1-717-735-6770 . **FAX** 1-717-626-5652

OTHER REGIONAL OFFICES: INDIANA

www.doorworx.com

MASONRY FRAMES (MS)

DOOR WORX offers **SPARTAN MASONRY FRAMES** in 16 gauge galvanized steel. Frames are knock-down construction designed to be installed as a welded frame, or can be used as non welded.

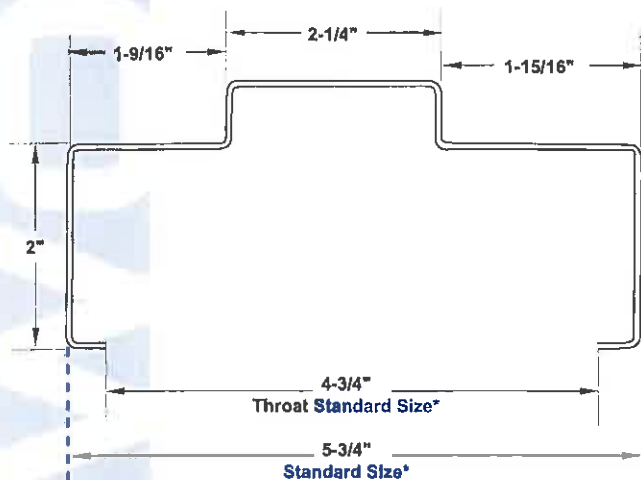
SPARTAN MASONRY FRAMES are available for 1 3/4" thick doors as standard. Precision interlocking corners provide a smooth attractive design and allow easy installation. **SPARTAN MASONRY FRAMES** come standard with a prime coat, ready to be finished. Factory applied finish coat paint is available in many colors. Contact customer service for pricing and quantities required, for factory finish paint.

STANDARD FEATURES:


SPARTAN MASONRY FRAMES come with 1/2" returns. Masonry, Wood, and Existing Opening Anchoring (E.O.A.) systems are all available.

- 16 gauge for 1-3/4" doors
- Precision fitted corners
- Galvanized (standard)
- 7 gauge hinge reinforcements
- Heavy duty strike reinforcements
- Fire rated up to 3 hours
- Meets ANSI standards
- Universal 4 1/2" hinge prep

STOCK PROFILE



*CUSTOM SIZES UPON REQUEST

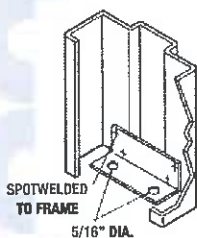


**STRIKE
REINFORCEMENT**

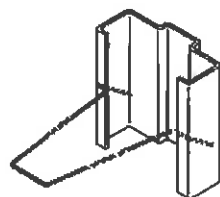
**HINGE
REINFORCEMENT**

TYPICAL BASE AND WALL ANCHORS

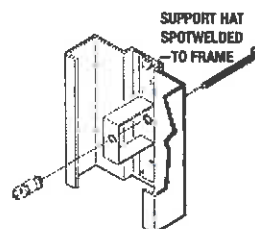
**ONE PIECE WELDED
BASED ANCHOR**



**MASONRY WIRE
ANCHOR**



**EXISTING OPENING
ANCHOR (E.O.A.)**



Door Worx 2010

CORPORATE HEADQUARTERS: 18 Richard Drive, Lilitz, PA 17543 . **PHONE** 1-717-735-6770 . **FAX** 1-717-626-5652

OTHER REGIONAL OFFICES: INDIANA

www.doorworx.com

PAGE 12

(PATENT PENDING)

TELSTAR DOOR

- Pre-hung door and frame assembly*
- 161 lock prep*
- Deadbolt ready*
- ADA compliant threshold*
- Sweep and seal*
- Threshold flashing detaches for optional installation*
- Door reinforced for closer*
- Insulated core*
- Left or right hand reverse hinge*
- 20 gauge galvanized door*
- 18 gauge galvanized frame*
- Ball bearing, non-removable pin hinge*



3 COLORS Available:



Actual colors may vary from those shown due to limitations of the production process.

DETACHABLE THRESHOLD FLASHING



**ASA
STRIKE
PREP**

WITH or WITHOUT
10 X 10 LITE KIT

**INVISIBLE
DEADBOLT
PREP**

(Shown without blank plate)

**TAMPER
RESISTANT
HINGE**

**ADA COMPLIANT
THRESHOLD**

FOAM CORE

**LOCKSET &
DEADBOLT
READY**

**DOOR REINFORCED FOR
CLOSER**

SOON AVAILABLE IN **3** SIZES! LARGER TELSTAR DOOR AVAILABLE SOON!

WALL SECTION



SPECIFICATIONS:

	TELSTAR*	TELSTAR PRO	TELSTAR 70 PRO
Rough Opening Information:	36" x 80"	38" x 81"	38" x 85"
Door Size:	34-1/2" x 79" x 1-3/4"	35-3/4" x 79-1/8" (3068)	35-3/4" x 83-1/8" (3070)
Exterior Surface Flange:	38-1/2" x 82-3/4" (81-1/4" without threshold flashing)	40-3/8" x 83-5/8" (82-1/4" without threshold flashing)	40-3/8" x 87-5/8" (88-1/4" without threshold flashing)
Interior Wall Overall Frame Size:	35-5/8" x 79-3/4"	37-3/8" x 80-1/2"	37-3/8" x 84-1/2"

*WIND RATED

CORPORATE HEADQUARTERS: 18 Richard Drive, Lititz, PA 17543 PHONE 1-717-735-6770 FAX 1-717-626-5652

OTHER REGIONAL OFFICES: INDIANA

www.doorworx.com

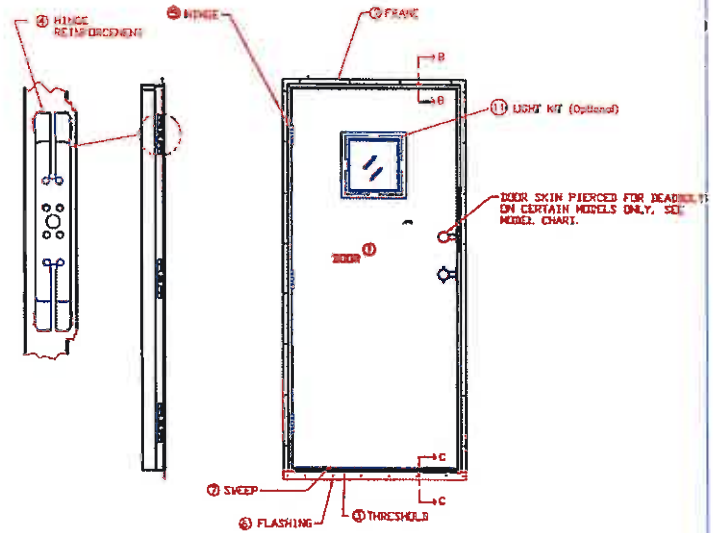
TELSTAR WIND RATING / FLORIDA APPROVAL: FL9277 (34-1/2" X 79" DOOR)

Notes:

1. All dimensions are in inches.
2. All wind load deflection testing completed with Tell LC2400 lockset/ DB2051 Deadbolt or Tell 8300 Exit Device/ CTL Lever Trim.
3. Threshold sealed to jamb with non-structural sealant.
4. Seal (detail 12) applied to face of soffit.
5. Assembly is to be anchored or secured to spruce/ pine/ fir frame with #10x1" long wood screws. See anchor spacing on page 6.
6. Doors are not approved to be installed in areas requiring water penetration resistance.
7. Door models with 10" x 10" light kit require protection if installed in wind-borne debris regions.
8. Rough opening size: 36 x 80".

Design Pressure tested to ASTM E330. Wind zone ratings calculated from IBC requirements and are for reference only. Follow all local and state code requirements specific to your application.

Design Pressure Rating	Hardware	Design Pressure (psf)		Wind Zone Rating (mph)			
		+	-	Exposure B		Exposure C	
Light Kit				Zone 4	Zone 5	Zone 4	Zone 5
none	Lockset w Deadbolt	+65	-73	170	170	150	150
none	Exit Device (Panic Bar)	+58	-65	150	140	140	120
10x10	Lockset w Deadbolt	+68	-61	170	150	150	140
10x10	Exit Device (Panic Bar)	+41	-37	140	120	120	110



Florida Approval: FL9277

TELSTAR DOOR 4010000 SERIES			
REV	DATE	BY	APP
1			
TELL MANUFACTURING, INC.			SEE TAB
V. ALAMGIR			40100000

LINK / INSTRUCTIONS TO TELL'S APPROVAL LISTING

Please follow this link:

http://www.floridabuilding.org/pr/pr_app_srch.aspx

Next, please type in Tell Manufacturing's approval number (FL#): FL9277.

This will bring up Tell's specific product approval page.

On this page, if Tell's approval number is clicked on again (lower left hand corner), more detailed information will show.

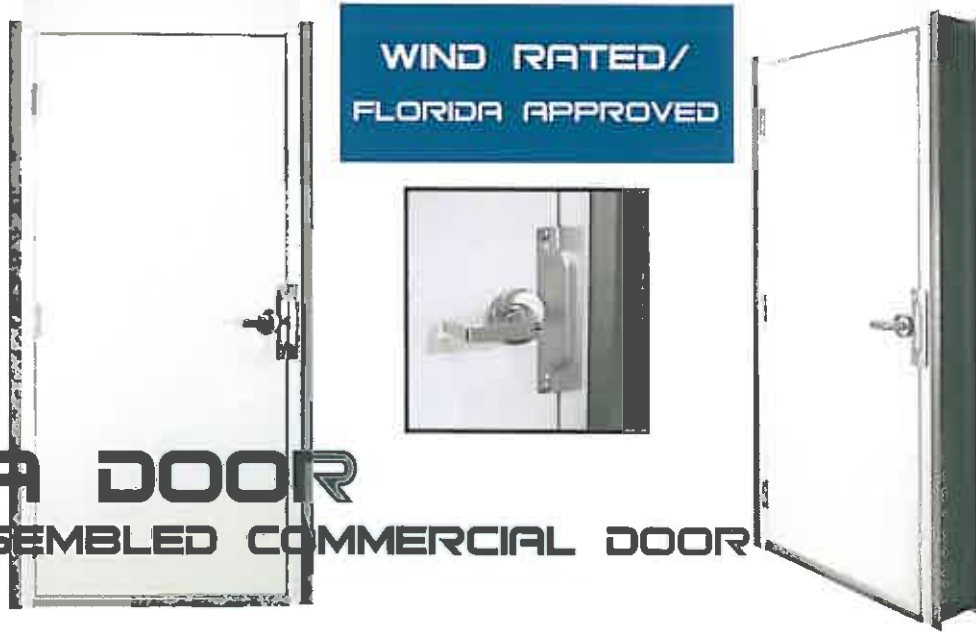
CORPORATE HEADQUARTERS: 18 Richard Drive, Lititz, PA 17543. PHONE 1-717-735-6770. FAX 1-717-626-5652

OTHER REGIONAL OFFICES: INDIANA

www.doorworx.com

TIOGA DOOR

PRE-ASSEMBLED COMMERCIAL DOOR



TIOGA DOOR

PRE-ASSEMBLED COMMERCIAL DOOR

STANDARD FEATURES:

DOOR LEAF	20 gauge insulated door, A40 galvanized, heavy duty hinge reinforcements, non-handed (reversible)
FRAME	16 gauge, A40 galvanized, heavy duty hinge reinforcement, non-handed (reversible), standard profile
SUB FRAME	16 gauge, A-40 galvenel, paintable
HARDWARE	Extra heavy duty lever lock (LC2481 CTL 26D), latchguard, 4.5" x 4.5" BB NRP hinges 26D, threshold ADA compliant, door bottom sweep, adjustable weather seal, adjustable "L" mounting clips

COMMON FEATURES:	— Complete preassembly in factory
	— White or Bronze finish
	— Heavy duty crating, per job

OPTIONAL FEATURES:	— Door(s) may be upgraded to 18 gauge.
	— All hardware sold by Tell Manufacturing, Inc. can be added or substituted as an option.
	— Masonry system available
	— Fire rated system available

Door Worx 2010

CORPORATE HEADQUARTERS: 18 Richard Drive, Litzitz, PA 17543 . **PHONE** 1-717-735-6770 . **FAX** 1-717-626-5652

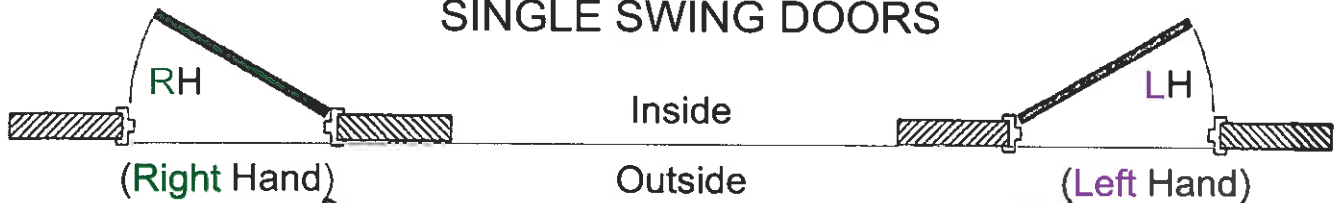
OTHER REGIONAL OFFICES: INDIANA

www.doorworx.com

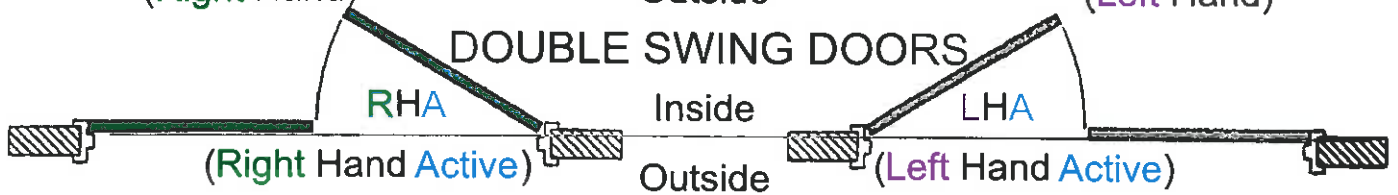
PAGE 16

DOOR HANDING CHART

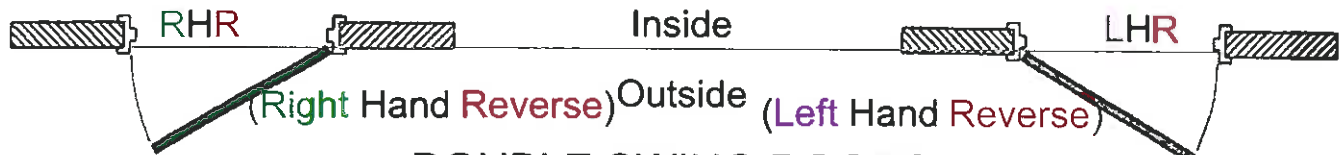
IN-SWING DOORS SINGLE SWING DOORS



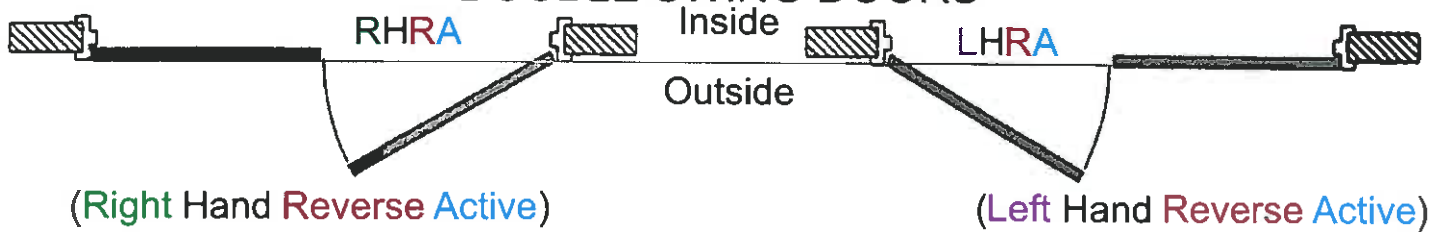
DOUBLE SWING DOORS



OUT-SWING DOORS SINGLE SWING DOORS



DOUBLE SWING DOORS



HANDING OF DOOR FRAMES PRESENT A PROBLEM FOR MANY, EVEN WITHIN THE DOOR INDUSTRY. THIS CHART IS DESIGNED TO MAKE YOUR CHOICE EASY, REDUCING THE CHANCES OF ERROR.

Door Worx 2010

CORPORATE HEADQUARTERS: 18 Richard Drive, Litz, PA 17543 . PHONE 1-717-735-6770 . FAX 1-717-626-5652

OTHER REGIONAL OFFICES: INDIANA

www.doorworx.com

PAGE T7

ALUMINUM STOREFRONT

DOOR WORX, INC. furnishes & installs latest technology in aluminum storefront, curtain wall, windows, entrances, panels and commercial glass.



We use advanced technologies to produce glazing products with optimum accuracy - to provide a perfect fit within the closest possible tolerances every time. We rely on technology to ensure high-quality designs. We also stay on top of the latest designs and construction methodologies to make sure you have access to a one-stop-shop for all of your commercial glazing needs.


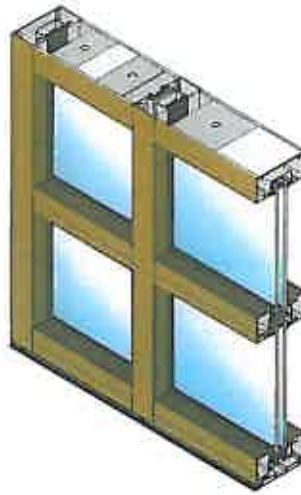
Our experienced installers work directly with our management team to make decisions that enable you to meet tough deadlines without sacrificing quality.

The **DOOR WORX** design and engineering team is available to help you in all facets of your project. We offer budget pricing for your design build and value engineering projects. If you have an idea or concept, **DOOR WORX** will meet and exceed your expectations to make your project successful.

CORPORATE HEADQUARTERS: 18 Richard Drive, Litz, PA 17543 Phone 1-717-735-6770 Fax 1-717-626-5652
OTHER REGIONAL OFFICES: Indiana
www.doorworx.com

Aluminum Products:

- Entrance Doors
- Automatic Entrance Doors
- Storefronts
- Curtain Walls
- Windows
- Aluminum Panels
- Insulated panels
- Column Covers
- Pass-Thru window



ALUMINIUM

DOORS



Glass Products:

- Insulated glass
- Monolithic Glass
- Tinted Glass
- Reflective Glass
- Bullet Resistant Glass
- Wire Glass
- Fire Rated Glass
- Acid Etched
- Laminated glass
- X-Ray Glass
- Mirror
- One-way Mirror
- Glass Entrances

Suppliers:

- Kawneer Company
- EFCO Corporation
- Vistawall Architectural Products
- Arch Aluminum & Glass Company
- Pdc Glass & Metal Services
- Oldcastle Glass

CORPORATE HEADQUARTERS: 18 Richard Drive, Lititz, PA 17543 Phone 1-717-735-6770 Fax 1-717-626-5652
OTHER REGIONAL OFFICES: Indiana
www.doorworx.com

WOOD DOORS



BIRCH DOOR

- 1-3/4" solid core unfinished hardwood door with a birch veneer
- Standard size 3'0" x 6'8" x 1-3/4"
- Handed
- 20 minute fire rated
- Beveled lock edge
- Standard lock prep for 2-3/4" backset cylindrical lock
- Standard hinge prep for 3 each 4-1/2" x 4-1/2" standard weight hinges



OAK DOOR

- 1-3/4" solid core prefinished door with an embossed imperial oak veneer
- Standard size 3'0" x 6'8" x 1-3/4"
- Handed
- 20 minute fire rated
- Beveled lock edge
- Standard lock prep for 2-3/4" backset cylindrical lock
- Standard hinge prep for 3 each 4-1/2" x 4-1/2" standard weight hinges

Door Worx 2010

CORPORATE HEADQUARTERS: 18 Richard Drive, Lititz, PA 17543 . **PHONE** 1-717-735-6770 . **FAX** 1-717-626-5652

OTHER REGIONAL OFFICES: INDIANA

www.doorworx.com

PAGE 20

DOOR WORX

PREFINISHED DOOR FRAMES

STEEL



INCOMPARABLE STEEL DOOR FRAME SYSTEMS FROM THE LEADER

- **Quality:** Assured by Timely's 30 plus trendsetting years in the field.
- **Versatility:** 5 casing design options, 6 stocking and 29 custom colors.
- **Safety:** Full 90-minute fire rating available.
- **Strength & Beauty:** Sturdy full perimeter anchoring, plus matching borrowed lites and sidelites.



Timely Finishes

BROWNTONE (SC101)



WESTERN WHITE (SC107)



STONE GRAY (SC106)



TIMELY
PREFINISHED STEEL DOOR FRAMES
A DIVISION OF S.D.S. INDUSTRIES, INC.

Door Worx 2010
CORPORATE HEADQUARTERS: 18 Richard Drive, Lititz, PA 17543 . PHONE 1-717-735-6770 . FAX 1-717-626-5652

OTHER REGIONAL OFFICES: INDIANA

www.doorworx.com

PAGE 21

DOOR WORX